



Turn to the Experts.™

# VVT Zone

Part Number: OPN-VVTZC

The VVT Zone Controller provides zone level temperature and air quality control for a variety of pressure-dependent VVT applications. This advanced controller features an integral actuator for easy installation onto single duct and parallel fan-powered air terminals. It also features native BACnet communications and plug-and-play connectivity to the Carrier i-Vu Open Control System. The Carrier i-Vu Open Control System combines state-of-the-art Carrier equipment, plug-and-play controllers, and the powerful, web-based i-Vu user interface to form a cohesive, intuitive, and fully-integrated BACnet® Building Automation System.

## Application Features

- Sophisticated factory-engineered and tested algorithms provide reliability and energy efficiency
- Pressure dependent space temperature control
- Supports modulating hot water, 2-position hot water, single, 2, or 3 stage electric heat, or zone perimeter heat
- Built-in advanced control routines for zone level humidity control or zone level demand control ventilation (ASHRAE 62)
- Adaptive optimal start and PID control for maximum occupant comfort
- Supports Carrier SPT room sensors, which allow for local setpoint adjustment and local overrides

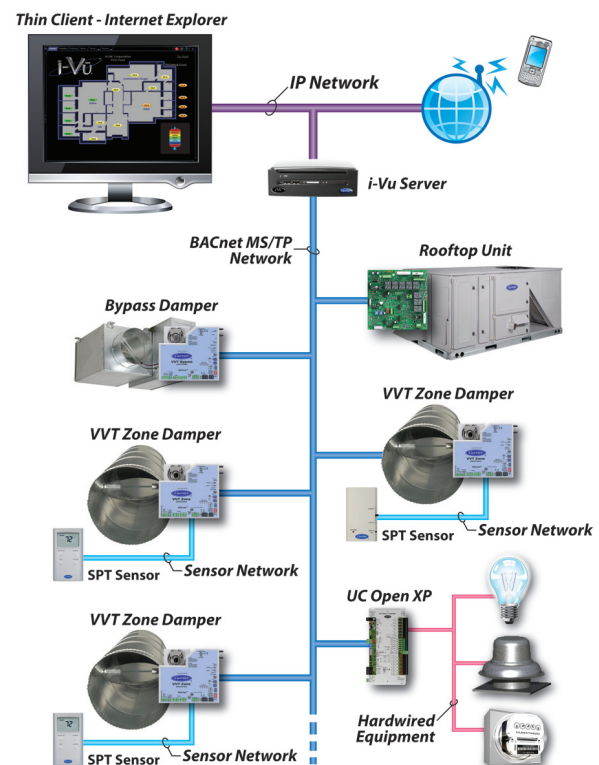
## System Benefits

- Integrated Carrier airside linkage algorithm for plug-and-play integration with Carrier air sources
- Fully plug-and-play with the Carrier i-Vu Open Control System
- Supports demand limiting for maximum energy savings
- Compatible with i-Vu Tenant Billing for tracking tenants' after-hours energy usage

## Hardware Features

- Integral, brushless actuator for reliability and longevity
- Capable of system or stand-alone operation
- Native BACnet MS/TP communications

## The Carrier i-Vu Open Control System

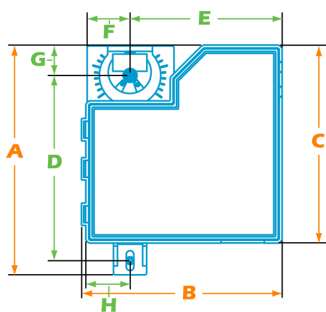


# Specifications

Part Number: OPN-VVTZC

BACnet Support	Conforms to the Advanced Application Controller (B-AAC) Standard Device Profile as defined in BACnet 135-2001 Annex L
Communication Ports	<b>BACnet port:</b> EIA-485 port for BACnet MS/TP communications (9600 bps, 19.2 kbps, 38.4 kbps, & 76.8 kbps); <b>Local Access port:</b> For system start-up and troubleshooting using a PC or BACview (115.2 kbps); <b>Rnet port:</b> For connecting SPT room sensors. The Rnet port supports up to 4 SPT Standard sensors and 1 SPT Plus or SPT Pro sensor for averaging or high/low select control.
Integral Actuator	Brushless DC motor, torque 35 inch-pounds (4Nm), runtime 205 seconds for 90 degree travel during control
Inputs	<b>3 analog inputs:</b> RH/CO2 (0-5V), T55 (10k thermistor), SAT (10k thermistor). AI's have 10 bit A/D resolution. <b>1 binary input:</b> Remote Occupancy (dry contact).
Outputs	<b>1 analog output:</b> Hot Water Valve (HWV). AO is 0 to 10VDC (5mA maximum) with 8 bit D/A resolution using filtered PWM. <b>3 binary outputs:</b> HEAT1, HEAT2, and FAN. Relay contact rated at 1A max @ 24VAC/VDC, configured normally open.
Protection	Incoming power and network connections are protected by non-replaceable internal solid-state polyswitches that reset themselves when the condition that causes a fault returns to normal. The power, network, input, and output connections are also protected against voltage transient and surge events.
Battery	10-year Lithium CR2032 battery provides a minimum of 10,000 hours of trend data retention during power outages
Status Indicators	LED status indicators for BACnet MS/TP communication, run status, error, power, and all digital outputs
Controller Addressing	Rotary dip switches set BACnet MS/TP MAC address of controller
Listed by	UL-916 (PAZX), cUL-916 (PAZX7), FCC Part 15-Subpart B-Class A, CE EN50082-1997, UL94-5VA plenum rated enclosure
Operating Temperature	0 to 130°F (-18 to 54°C) 10 to 90% RH, non-condensing
Storage Temperature	-24 to 140°F (-30 to 60°C) 10 to 90% RH, non-condensing
Power Requirements	24VAC ± 10%, 50-60Hz, 14 VA power consumption (20 VA with BACview), 26VDC (25V min, 30V max), Single Class 2 source only, 100 VA or less

## Dimensions




## Overall

**A:** 7" (17.8cm)  
**B:** 6-1/32" (15.3 cm)  
**C:** 6" (15.25 cm)  
 Depth: 2-1/2" (6.4 cm)  
 Weight: 1.7 lbs (0.77 kg)

## Mounting

**D:** 5-5/8" (14.2 cm)  
**E:** 4-9/16" (117.0 cm)  
**F:** 1-5/16" (3.30 cm)  
**G:** 7/8" (2.40 cm)  
**H:** 1-5/16" (3.40 cm)

Minimum Shaft Diameter: 3/8" (.95 cm)  
 Maximum Shaft Diameter: 1/2" (1.27 cm)  
 Minimum Shaft Length: 1-3/4" (4.45 cm)



Manufacturer reserves the right to discontinue, or change at any time, specifications or designs, without notice or without incurring obligations.

CARRIER CORPORATION ©2010

A member of the United Technologies Corporation family. Stock symbol UTX. 11-808-446-01 Rev. 05/10



Turn to the Experts.™

[www.carrier.com](http://www.carrier.com)  
 1-800-CARRIER